

Non-insulated system variety for interior use, from partition wall to smoke protection system

heroyal Non-Insulated Profile Systems



heroyal

Non-insulated profile systems

First-class materials, technical perfection down to the smallest detail and a wide variety of design options are the unique characteristics of heroal's efficient system technology. Advantages that are convincing. For decades, heroal has been the reliable partner for architects, builders and fabricators, offering innovative solutions for the building shell made from aluminium and aluminium composites.

Planners appreciate the wide range of versatile design options, builders are able to create individual requirements with a reliable system, and our partners benefit from economically efficient heroal system solutions.

heroal window, door and sliding systems are not only suited for the building shell. They are also suited to set accentuations indoors and, with their excellent features, contribute to both freedom of design and functionality.

Wherever technical perfection combined with timeless looks is required, profile systems by heroal provide for the ideal solution - as a partition wall, sliding window, smoke protection system or weather protection for patio roofs.

The innovative design of these high-end systems makes it easy to create modern rooms flooded with light.



heroal S 20 C

All-glass moveable wall system with frameless elements

Page 4

heroal W 50 C

Efficient interior partition wall system

Page 5

heroal S 50 C

System solution for non-insulated sliding elements

Page 6

heroal D 50 C

Efficient solution for interior door and partition elements

Page 7

heroal D 65 C SP

Door system solution for highly-frequented areas with smoke protection requirement

Page 8

heroal D 65 C FP

System solution for E30-/EW30 fire protection doors and glazings

Page 9

System dimensions and system features

Page 10

Service


Page 11

heroal S 20 C

All-glass moveable wall system with frameless elements



The non-insulated all-glass moveable wall system heroal S 20 C offers special protection against wind and weather and creates maximum transparency thanks to its frameless elements. In addition, this moveable wall system is very flexible: heroal S 20 C allows for a variety of opening options; the elements can either slide to one side or be opened like a French door. The threshold may have 3, 4 or 5 tracks and is also available as a barrier-free variant. Clampable frame connectors, adjustable slide mechanisms and glass clampings ensure a fast and simple manufacture. Opening and closing the elements is made easy and comfortable by means of slide dampers, which act like a cushion and make sure that the elements are pulled into their final position safely. In addition, element carriers and durable stainless steel guide rails guarantee a durable, very comfortable operation.



System dimensions and system features

- » design depths: frame 83 mm (3-track), 106 mm (4-track), 129 mm (5-track), sash element 20 mm
- » face widths: frame 18 mm (bottom), 45 mm (sides, top), sash element 60 mm
- » min. sash element width: 500 mm
- » max. sash element weight: 80 kg
- » thickness of glass: 8-10 mm toughened safety glass

Design options

- » opening types: to one or both sides (French door)
- » barrier-free threshold
- » compatible with patio roof system heroal OR – also suited for a retrofit at a later date
- » high-quality colour design with heroal hwr powder coatings, heroal SD surface designs and Les Couleurs® Le Corbusier colours

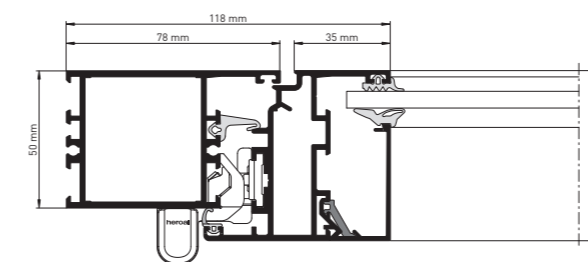
heroal S 20 C, cross section

heroal W 50 C

Efficient interior partition wall system



heroal W 50 C is the universal profile system for partition elements and wall systems primarily designed for interior use. It stands out for its small face widths and can be used for flush-type windows or fixed glazings.



System dimensions and system features

- » design depths: 50/62 mm
- » face widths: frame 53-150 mm, glazing bar 68-250 mm, sash 35 mm
- » max. thickness glass / infill panel: frame up to 34 mm, sash up to 44 mm
- » max. sash weight: 150 kg
- » max. sash height: 2,800 mm
- » non-insulated 1-chamber profiles
- » air permeability: 4
- » tightness against driving rain: 7A
- » wind load resistance: C2/B2

Design options

- » freedom of design for fixed glazings due to a range of different coupling and connecting variants
- » as flush-type window available in the opening types Turn (D), Tilt-turn (DK), Tilt before turn (TBT), French or fanlight element (OL)
- » compatible door system: heroal D 50 C
- » high-quality colour design with heroal hwr powder coatings, heroal SD surface designs and Les Couleurs® Le Corbusier colours

heroal W 50 C, cross section

heroal S 50 C

System solution for non-insulated sliding elements



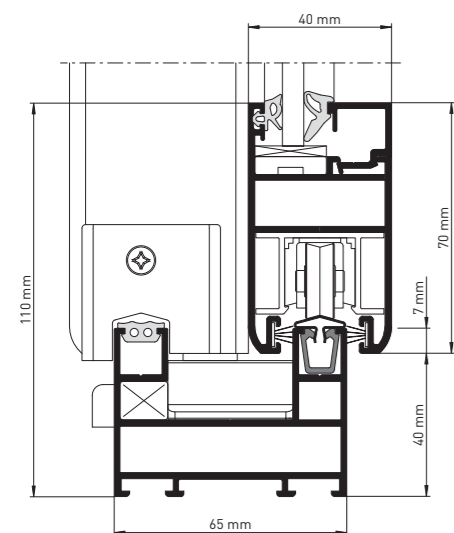
heroal S 50 C is the attractive solution for sliding elements and sliding doors for interior and exterior use. The 2- and 3-track sliding elements with up to 6 moveable sashes have small face widths and offer effective protection against wind and weather. Both the sashes and the labyrinth areas are equipped with a tried and tested sealing system. The stainless steel guide rail ensures a durable, safe running and operation.

System dimensions and system features

- » design depths: 65/40 mm [2-track], 115/40 mm [3-track]
- » small face widths: frame 47 mm, sash 70 mm, glazing bar 68 mm
- » max. thickness of glass /infill panel: sash up to 22 mm
- » max. sash weight: 120 kg
- » max. sash height: 2,100 mm
- » non-insulated 1-chamber profiles
- » air permeability: 4
- » tightness against driving rain: 5A
- » wind load resistance: C1/B2

Design options

- » opening types: 2- or 3-track with up to 6 moveable sliding sashes
- » elegant sliding element with versatile design options incl. sash glazing bar and handle profile
- » compatible with window system: heroal W 50 C
- » high-quality colour design with heroal hwr powder coatings, heroal SD surface designs and Les Couleurs® Le Corbusier colours



heroal S 50 C, cross section

heroal D 50 C

Efficient solution for interior door and partition elements



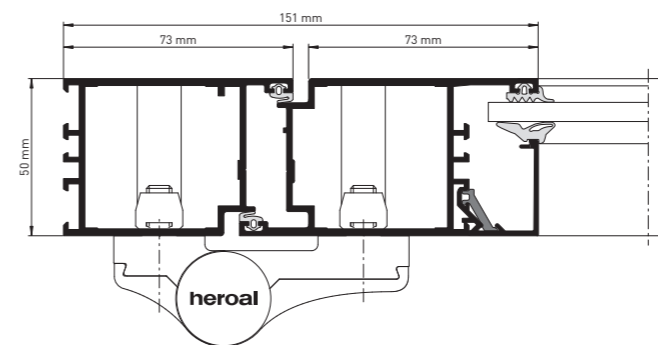
heroal D 50 C offers a wide range of opening types, attractive door and partition elements with functional design as well as partition wall systems predominantly designed for interior use. This heroal door system is equipped with a tried and tested sealing system inserted in both frame and sash profiles. The flush-type exterior view provides for a wide range of design options.

System dimensions and system features

- » design depths: 50/50 mm
- » variable face widths: frame 53-150 mm, glazing bars 68-250 mm, sash 73/95 mm,
- » max. thickness of glass /infill panel: 34 mm
- » max. sash weight: 150 kg
- » max. sash height (passage): 2,250 mm
- » max. sash width (passage): 1,350 mm (single sash), 2,250 mm (double sash)
- » no-insulated 1-chamber profiles
- » air permeability: 4
- » tightness against driving rain: 7A
- » wind load resistance: C2/B2

Design options

- » opening types: inward or outward opening hinged doors with one or two sashes; push-pull doors, all-glass doors with one or two sashes, automatic doors
- » sash frame sealing with retractable bottom seal or with barrier-free flat threshold and brush seal
- » compatible window system: heroal W 50 C
- » high-quality colour design with heroal hwr powder coatings, heroal SD surface designs and Les Couleurs® Le Corbusier colours



heroal D 50 C, cross section

heroal D 65 C SP

Door system solution for highly frequented areas with smoke protection requirement



Versatile combinations for interior smoke protection: the profile system heroal D 65 C SP provides for smoke protection doors with one or two sashes certified according to the German Industry Norm DIN 18095 RS 1/RS 2 and EN 1634-3 – including optional centre glazings as well as smoke protection hinged doors with automatic drive.

There are also a number of different variants available as fixed glazings or partition wall systems. Clamp-on barrel hinges provide for a fast and efficient manufacture.

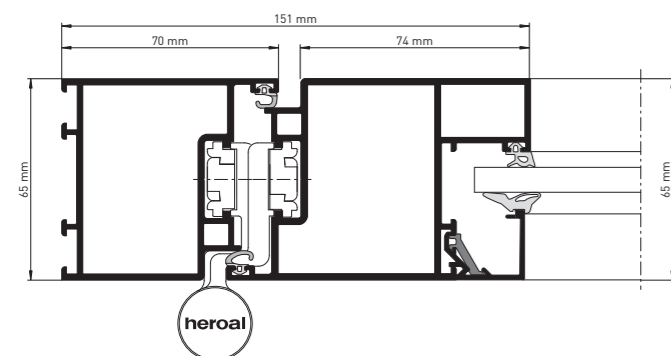
The usability certification is based on:
Allgemeines bauaufsichtliches Prüfzeugnis
(German Test Certificate)
No. P-3353 / 585 / 14-MPA BS.

System dimensions and system features

- » design depths: 65/65 mm
- » variable face widths: frame 70-154 mm, glazing bars 94-154 mm, sash 74/98 mm,
- » max. thickness of glass /infill panel: 20 mm (centre glazing)
- » max. sash weight: 250 kg
- » max. sash height (passage): 2,500 mm
- » max. sash width (passage): 1,402 mm (single sash), 2,668 mm (double sash)
- » non-insulated one-chamber profiles

Design options


- » opening types: single and double sash hinged doors, inward and outward opening, with surface-mounted and concealed overhead door closers or automatic drives for hinged doors
- » wide range of designs due to variable, flush exterior view and the availability of both glass and panel infills
- » available with standard or centre glazing
- » door with all-around sash frame or with base profile
- » sash frame sealing with retractable bottom seal or with barrier-free flat threshold and bottom sweep seal
- » high-quality colour design with heroal hwr powder coatings, heroal SD surface designs and Les Couleurs® Le Corbusier colours



heroal D 65 C SP, cross section

heroal D 65 C FP

System solution for E30-/EW30- fire protection doors and glazings



The single and double sash fire protection doors of the profile system heroal D 65 C FP are tested according to EN 1364-1 and 1634-1 and certified according to the national classification report. This series offers numerous design options, including sidelights and fanlights.

The profiles of the system heroal D 65 C serve as a basis, they only need a few additional components to qualify for fire protection. There are also a number of variants available for non-load-bearing walls.

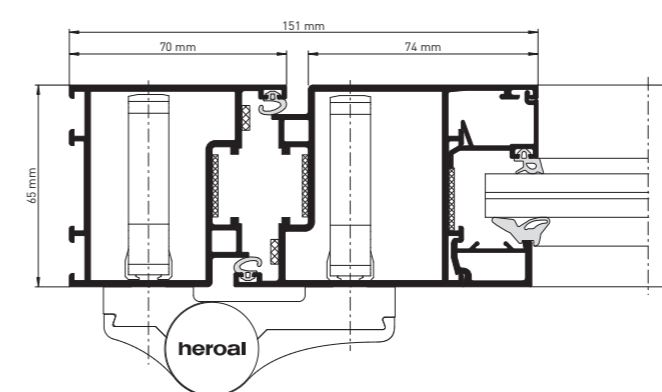
The usability certification for Austria and the Netherlands is the classification report no. 110 11407 E30 / EW30 by IBS, Institute for Fire Protection Technology.

System dimensions and system features

- » design depths: 65/65 mm
- » variable face widths: frame 70-154 mm, glazing bars 94-154 mm, sash 74/98 mm,
- » max. thicknesses of glass /infill panel: 48 mm (standard glazing), 20 mm (centre glazing)
- » max. sash weight: 250 kg
- » max. sash height (passage): 2,500 mm
- » max. sash width (passage): 1,402 mm (single sash), 2,668 mm (double sash)
- » non-insulated one-chamber profiles

Design options

- » opening types: single and double sash hinged doors, inward and outward opening, with surface-mounted and concealed overhead door closers or automatic drives for hinged doors
- » wide range of designs due to variable, flush exterior view and the availability of both glass and panel infills
- » door with all-around sash frame or with base profile
- » sash frame sealing with retractable bottom seal or with barrier-free flat threshold and bottom sweep seal
- » high-quality colour design with heroal hwr powder coatings, heroal SD surface designs and Les Couleurs® Le Corbusier colours



heroal D 65 C FP, cross section

System dimensions and system features: comparison chart

System dimensions

Description	heroal S 20 C	heroal W 50 C	heroal S 50 C	heroal D 50 C	heroal D 65 C SP	heroal D 65 C FP
Profile design depth (mm)						
Frame profiles	83/103/129	50	65/115	50	65	65
Sash profiles	20	62	40	50	65	65
Glazing bar profiles	-	50	40	50	65	65
Profile face width (mm)						
Frame profiles	18/45	53-150	47	53-150	70-154	70-154
Sash profiles	60	35	70	73/95	74/98	74/98
Glazing bar profiles	-	68-250	68	68-250	94-154	94-154
max. thickness of glass/ infill panel (mm)	10	44	22	34	48/20	20
max. sash weight (kg)	80	150	120	150	250	250
max. sash widths (mm)	-	-	-	2.250	1.402/2.668	1.450/2.860
max. sash heights (mm)	-	2.800	2.100	1.350/2.250	2.500	3.000

System features

Opening types/design	heroal S 20 C	heroal W 50 C	heroal S 50 C	heroal D 50 C	heroal D 65 C SP	heroal D 65 C FP
Turn (D), Tilt and turn (DK), Tilt (K) Tilt before turn (TBT) elements	-	•	-	-	-	-
French window elements	-	•	-	-	-	-
Parallel slide and tilt elements (PSK)	-	-	-	-	-	-
Folding/sliding elements (FS)	-	-	-	-	-	-
Fanlight elements (OL)	-	•	-	-	-	-
Pivoting elements	-	-	-	-	-	-
Outward opening elements (a.ö.)	-	-	-	-	-	-
Fixed glazing, glazed inside	-	•	-	-	•	•
Fixed glazing, glazed outside	-	•	-	-	-	-
Hinged doors inward opening	-	-	-	•	•	•
Hinged doors outward opening	-	-	-	•	•	•
Automatic doors	-	-	-	•	•	•
Doors with finger protection	-	-	-	-	-	-
All-glass doors	-	-	-	•	-	-
Push-pull doors	-	-	-	•	-	-
Half swing doors	-	-	-	•	-	-
Swing doors	-	-	-	•	-	-
French doors	-	-	-	•	-	-

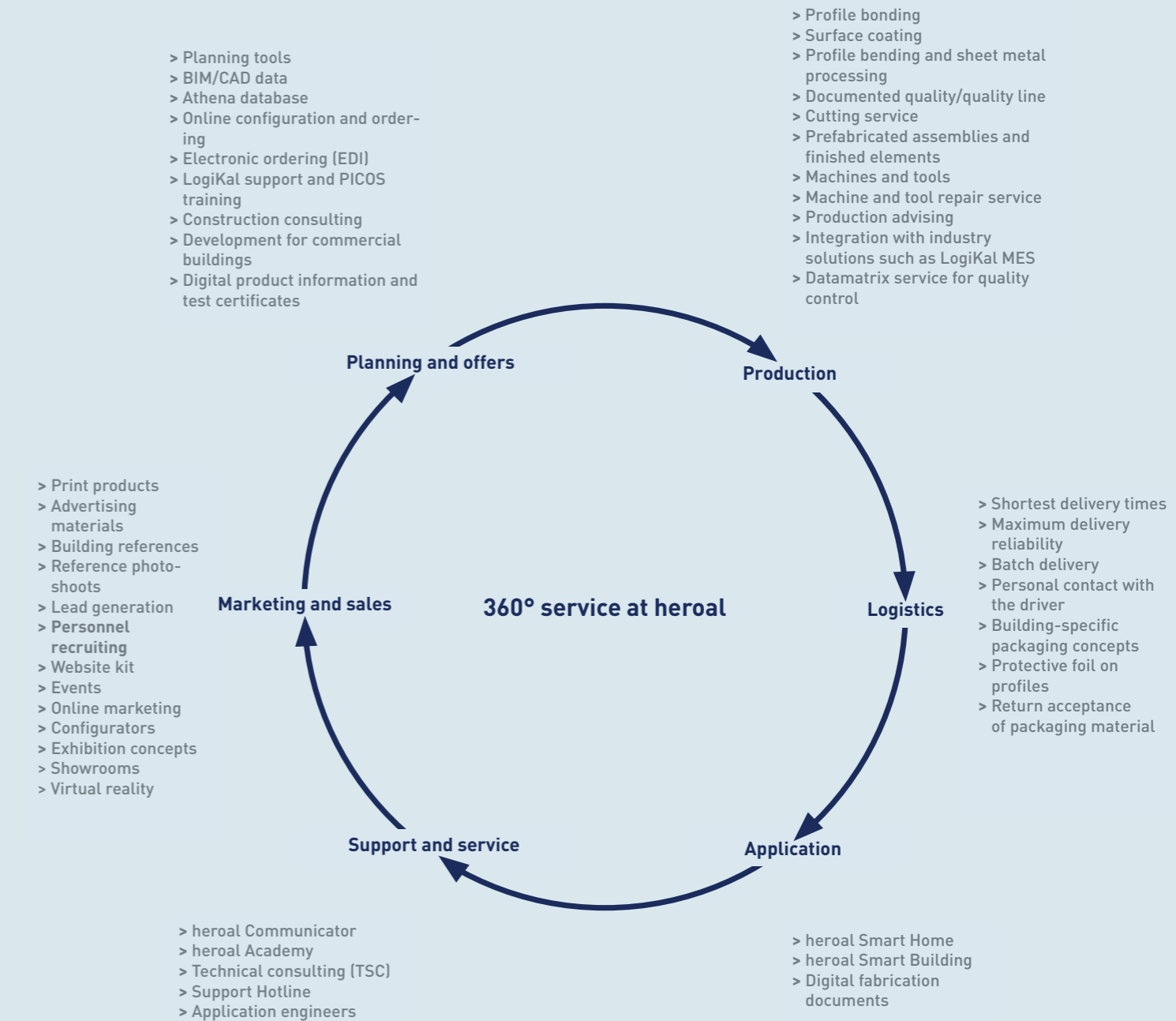
The heroal all-round service

Support across the entire process chain

Comprehensive support. Comprehensive satisfaction.

Success is when every cog is perfectly in sync to ensure that everything runs smoothly. So we have designed our service of- fers to provide optimum support in every aspect of your work.

From marketing through to planning and production as well as application, our comprehensive service supports you along the entire process chain.



heroal



simply better *spaces for life*

As a manufacturer of aluminium system solutions for roller shutters, sun protection, roller doors, windows, doors, sliding doors, curtain walls and patio roofs, heroal is an international market leader, supporting high-quality residential and commercial construction projects worldwide. heroal products are developed and manufactured in Germany and set themselves apart with their premium quality and exceptional performance features. As a result, the innovative system solutions contribute to greater sustainability, security, comfort and architectural freedom for both current and future building projects and impress with simple and efficient planning and fabrication by heroal specialist partners.

Roller shutters | Sun protection | Roller doors | Windows | Doors | Sliding doors | Curtain walls | Patio roofs

heroal – Johann Henkenjohann GmbH & Co. KG

Österwieher Str. 80 | 33415 Verl (Germany) | Tel. +49 5246 507-0 | Fax +49 5246 507-222 | www.heroal.com

Artikel-Nr. 88222 30 01 | 06.2024